


265-280_w



MANAGEMENT SYSTEM

ISO 9001: Quality management system

ISO 14001: Standard for environmental management system

OHSAS 18001: International standard for occupational health and safety assessment system

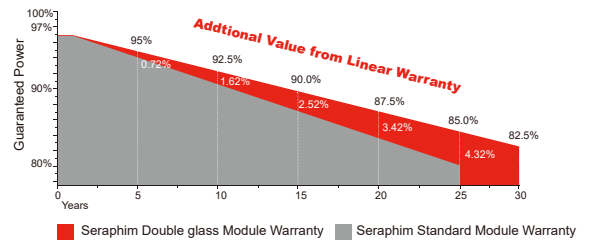
PRODUCT CERTIFICATES



INSURANCE



WARRANTY



10 YEARS Guarantee on product material and workmanship | **30 YEARS** linear power output warranty



Excellent fire resistance increases safety class.



Frameless structure cuts off the current leakage circuit to avoid PID.



Special encapsulate material, glass as substrate avoids hydrolysis effect, and stable dual-glass structure effectively avoids snail trail.



Solution to withstand harsh environment, glass instead of back sheet as substrate with better resistant to sand, salt mist, ammonia, acid, alkali, etc.



Less maintenance due to frameless structure with less soiling and snow accumulation.



Lower power degradation, more power yield, more returns

SRP-6MB-DG SERIES 6 INCH 60 CELLS

Electrical Characteristics

Module Type	SRP-265-6MB-DG		SRP-270-6MB-DG		SRP-275-6MB-DG		SRP-280-6MB-DG	
	STC	NOCT	STC	NOCT	STC	NOCT	STC	NOCT
Maximum Power -P _{mp} (W)	265	196	270	200	275	204	280	207
Open Circuit Voltage -V _{oc} (V)	38.50	35.50	38.70	35.70	38.90	35.90	39.10	36.10
Short Circuit Current -I _{sc} (A)	8.81	7.12	8.91	7.20	9.01	7.28	9.11	7.36
Maximum Power Voltage -V _{mp} (V)	31.20	29.30	31.40	29.50	31.70	29.70	31.90	29.90
Maximum Power Current -I _{mp} (A)	8.50	6.71	8.60	6.79	8.69	6.87	8.79	6.95
Module Efficiency STC-η _m (%)	16.11		16.42		16.72		17.02	
Power Tolerance (W)	(0,+4.99)							
Maximum System Voltage (V)	1000 (TÜV)							
Maximum Series Fuse Rating (A)	15							

STC: Irradiance 1000 W/m² module temperature 25°C AM=1.5
 NOCT: Irradiance 800 W/m² ambient temperature 20°C wind speed :1m/s;
 The module efficiency is calculated by the dimension of module with 2.5mm glasses
 Power measurement tolerance: +/-3%

Temperature Characteristics

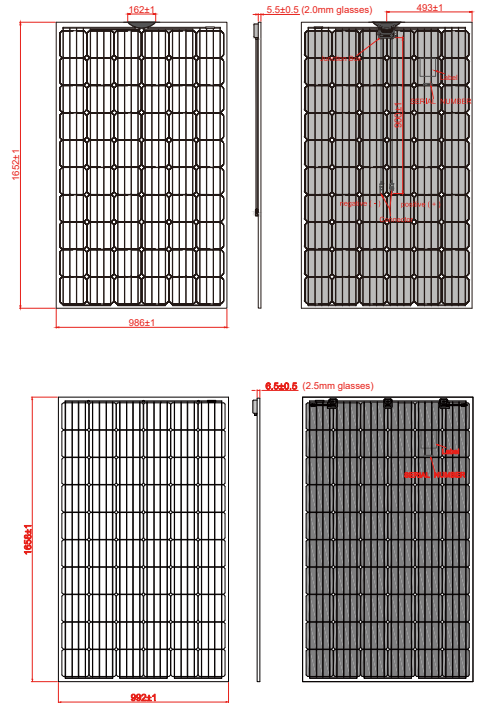
Pmax Temperature Coefficient	-0.40 %/°C
Voc Temperature Coefficient	-0.32 %/°C
Isc Temperature Coefficient	+0.05 %/°C

Packing Configuration

	1652 x 986 x 5.5mm (2.0mm glasses)		1658 x 992 x 6.5mm (2.5mm glasses)	
Container	20'GP	40'GP	20'GP	40'GP
Pieces per Pallet	38	38	33	33
Pallets per Container	12	26	12	26
Pieces per Container	456	988	396	858

Mechanical Specifications

External Dimensions	1652 x 986 x 5.5mm (2.0mm glasses)	1658 x 992 x 6.5mm (2.5mm glasses)
Weight	19.0 kg	22.5kg
Solar Cells	Mono crystalline 156.75 x 156.75 mm (60pcs)	Mono crystalline 156.75 x 156.75 mm (60pcs)
Front Glass	2.0mm AR tempered glass, low iron	2.5mm AR tempered glass, low iron
Back Glass	2.0mm tempered glass, low iron	2.5mm tempered glass, low iron
Junction Box	IP67	IP67
Output Cables	4.0 mm ² , cable length: 900 mm	4.0 mm ² , cable length: 355 mm (-) , 255mm (+)
Connector	MC4 Compatible	MC4 Compatible
Mechanical Load	2400Pa	2400Pa



* All Dimensions in mm

* The above drawing is a graphical representation of the product.
 For engineering quality drawings please contact SERAPHIM.

I-V Curve (SRP-270-6MB-DG)

